

Model
St. Gallen Door



Security level: Class I according to EN 1143-1

Model suitable for strongrooms and other kind of rooms in order to improve their security level.

The door ensures security level only if mounted in the wall, strongroom - according to the instruction manual.

Description:

St. Gallen door series - strongroom door, burglar - proof.

Door: multi-walled door construction (84 mm thick)
Door frame: double-walled (40mm thick)
Locking: 3-way locking bolt system - incl. overlapping profile on the hinge side

Standard option:

Lock: high security key lock I class VdS with two keys (120 mm)
Boltwork handle: handle, class I, protruding 60 mm
Hinges: external
Door opening angle: 180°
Mounting holes: 9 holes, 4 in each side and 1 in the top
Colour: RAL 7035 (light grey)

Model
St. Gallen Door

Art. No.	Model	Outer dimensions*			Door light		Anchoring			Weight Kg
		Height mm	Width mm	Depth mm	Height mm	Width mm	Left Side number	Right Side number	In the top number	
55470.00	St. Gallen	1700	900	240	1650	826	4	4	1	140
55471.00	St. Gallen	1800	900	240	1750	826	4	4	1	146
55472.00	St. Gallen	2000	1000	240	1950	926	4	4	1	172
55473.00	St. Gallen **	2000	1200	240	1950	1146	4	4	1	220

* excluding hinges, handles and fittings ** 2-door



Door frame: double-walled (40mm thick)



Door: double-walled door construction (84mm thick)

Closure options



Standard option



Key lock

Options available against surcharge



Mechanical code lock

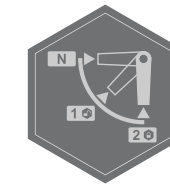


Electronic lock




Electronic lock with mechanical emergency opening

Accessories available against surcharge




Inner blockage



Additional inside handle



Additional keypad for inside lock



Alarm system elements/Alarm system

The offer for entire strongroom ECB•S class I is also available.



All information concerning weight, color and dimensions are noncommittal and subject to errors and changes. Minor deviations are conditional on the production process. Technical changes, modifications and printing errors reserved. Safes may be top-heavy, during commissioning, please exercise appropriate caution in accordance with the installation guide. Pictograms are not technical description of the product.

