



Security level: Class 0 according to EN 1143-1

Feature - the safes be approved and certified by IMP.

Suitable for the storage of:

- office documents, office equipment
- valuables

Description
Ingolstadt series - high security safes.

Body: double-walled body (38 mm thick)
Door: double-walled door construction (76 mm thick)

Locking: 4-way locking bolt system - incl. overlapping profile on the hinge side

Standard option
Lock: high security key lock I class VdS with two keys (95 mm)
Boltwork handle: knob, protruding 12 mm
Hinges: external
Door opening angle: 180°
Mounting holes: 2 holes in the floor
Colour: RAL 7035 (light grey)

Art. No.	Model	Outer dimensions*			Inner dimensions			Door light		Anchoring		Weight Kg	Shelves Number	Files Number	Volume Liters
		Height mm	Width mm	Depth mm	Height mm	Width mm	Depth mm	Height mm	Width mm	Bottom number	Backwall number				
39360	Ingolstadt	336	396	250	245	308	140	224	284	2	-	47	1	-	10
39361	Ingolstadt	336	496	300	245	408	190	224	384	2	-	62	1	-	19
39362	Ingolstadt	336	496	410	245	408	300	224	384	2	-	73	1	3	30
39363	Ingolstadt	436	496	410	345	408	300	324	384	2	-	87	1	5	42
39364	Ingolstadt	536	496	410	445	408	300	424	384	2	-	102	1	5	54
39365	Ingolstadt	636	496	410	545	408	300	524	384	2	-	115	2	5	66
39366	Ingolstadt	736	496	410	645	408	300	624	384	2	-	128	2	5	79
39367	Ingolstadt	836	496	410	745	408	300	724	384	2	-	142	2	10	91
39368	Ingolstadt	1036	496	410	945	408	300	924	384	2	-	169	2	10	115
39369	Ingolstadt	1036	496	500	945	408	390	924	384	2	-	186	2	10	150
39370	Ingolstadt	1236	496	410	1145	408	300	1124	384	2	-	195	2	15	140
39371	Ingolstadt	1236	496	500	1145	408	390	1124	384	2	-	215	2	15	182
39372	Ingolstadt	736	736	560	645	648	450	624	624	2	-	201	2	8	188
39373	Ingolstadt	836	736	560	745	648	450	724	624	2	-	220	2	16	217
39374	Ingolstadt	1036	736	560	945	648	450	924	624	2	-	259	2	16	275
39375	Ingolstadt	1236	736	560	1145	648	450	1124	624	2	-	297	2	24	333
39376	Ingolstadt	1536	736	560	1445	648	450	1424	624	2	-	354	3	32	421
39377	Ingolstadt	1836	736	560	1745	648	450	1724	624	2	-	419	4	40	508

* excluding hinges, handles and fittings



Body: double-walled body 38 mm thick



Door: double-walled door construction 76 mm thick

Closure options

Standard option


Options available against surcharge



Key lock



Mechanical code lock



Electronic lock




Electronic lock with mechanical emergency (Excl. 39360-39362)

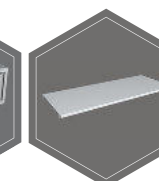
Accessories available against surcharge



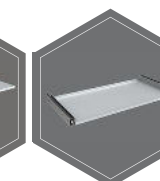
Left door



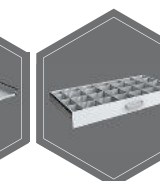
Inner safe (Excl. 39360-39364)



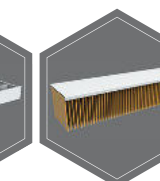
Shelf




Extendable shelf (Excl. 39360)



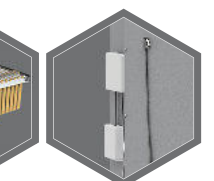
Extendable drawer for individual arrangement (Excl. 39360-39364)



Shelf for hanging files (Excl. 39360-39364)



Extensible file frame (Excl. 39360-39364)



Alarm system elements/Alarm system (Excl. 39360-39364)



All information concerning weight, color and dimensions are noncommittal and subject to errors and changes. Minor deviations are conditional on the production process. Technical changes, modifications and printing errors reserved. Safes may be top-heavy, during commissioning, please exercise appropriate caution in accordance with the installation guide. Pictograms are not technical description of the product.