

Model Erlangen



Security level: Class S2 according to EN 14450
Security level: B according to VDMA 24992 - Conditions May '95

SPECIAL FEATURE - safe equipped with 200 mm high inner safe and partition wall with 3 adjustable shelves on the right. There is a possibility to place the gun holders on both sides.

Suitable for the storage of:

- long, short weapons
- ammunition

Description
 Erlangen series - gun safes, gun storage space 1280 mm height.

Body: double-walled body (30 mm thick)
Door: double-walled door construction (52 mm thick)
Locking: 4-way locking bolt system - incl. overlapping profile on the hinge side

Standard option
Lock: high security key lock I class VdS with two keys (65 mm)
Boltwork handle: knob, protruding 12 mm
Hinges: external
Door opening angle: 90°
Mounting holes: 2 holes in the floor and back wall
Colour: RAL 7035 (light grey)

Model Erlangen

Art. No.	Model	Outer dimensions*			Inner dimensions			Door light		Anchoring		Weight Kg	Shelves Number	Weapon brackets Number	Internal safe Height mm
		Height mm	Width mm	Depth mm	Height mm	Width mm	Depth mm	Height mm	Width mm	Bottom number	Backwall number				
53600	Erlangen	1550	280	385	1306	214	257	1462	103	2	2	92	3 **	2+2	200
53601	Erlangen	1550	500	385	1306	434	257	1462	327	2	2	126	3 **	4+4	200
53602	Erlangen	1550	620	385	1306	554	257	1462	443	2	2	144	3 **	5+5	200

* excluding hinges, handles and fittings ** on the right



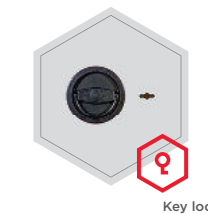
Body: double-walled body (30 mm thick)



Door: double-walled door construction (52 mm thick)

Closure options

Standard option




Key lock

Options available against surcharge



Mechanical code lock



Electronic lock




Electronic lock with mechanical emergency

Alternative options



Left door



Gun holder (65 mm)



All information concerning weight, color and dimensions are noncommittal and subject to errors and changes. Minor deviations are conditional on the production process. Technical changes, modifications and printing errors reserved. Safes may be top-heavy, during commissioning, please exercise appropriate caution in accordance with the installation guide. Pictograms are not technical description of the product.