



PROTECTION OF VALUES AT HOME AND IN THE OFFICE

# ARALDO



**Security level:**

**Class S2 according to EN 14450**

Suitable for the storage of:

- gun
- ammunition
- office documents, office equipment
- valuables

**Body:** double-walled body

**Door:** multi-walled door construction

**Locking:** 4-way locking bolt system - incl. overlapping profile on the hinge side

**Standard option**

**Lock:** high security key lock I class VdS with two keys (65 mm)

**Boltwork handle:** handle, protruding 35 mm

**Hinges:** internal




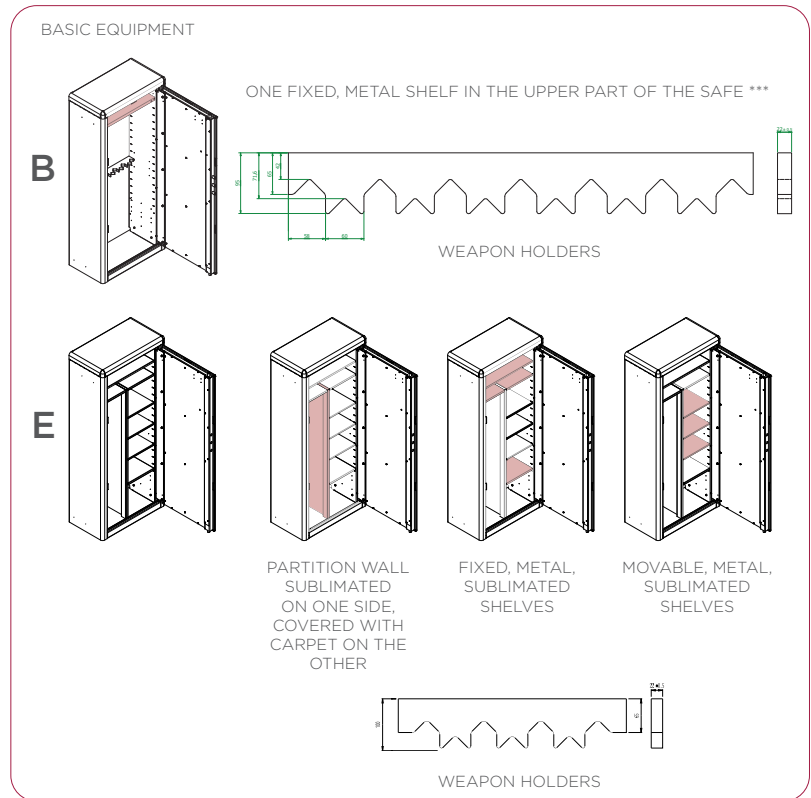
**Door opening angle:** 90°

**Mounting holes:** 2 holes in the floor and 2 on the backwall



# ARALDO

Article	Basic equipment			Outer dimensions (mm)			Inner dimensions (mm)			Door light (mm)		Dimensions of the display window (mm)		Weight (kg)	Anchoring number	Number of shelves fixed / movable		Weapon holders - amount and color	Body colors	Inner carpet color	Lock	Handle Type and color	
	A	B	E	Height	Width	Depth	Height	Width	Depth	Height	Width	Height	Width			Fixed	Movable						
M1705034B		B		1700	525	351	1647	445	260	1597	373	-	x	-	140	2/2	1	-	7	RAL 9011	Red		
M1705034BS		B		1700	525	351	1647	445	260	1597	373	-	x	-	140	2/2	1	-	7	Sublimation nut	Green		
M1705034E			E	1700	525	351	1647	445	260	1597	373	-	x	-	140	2/2	3	3	4	RAL 9011	Red		
M1705034ES			E	1700	525	351	1647	445	260	1597	373	-	x	-	140	2/2	3	3	4	Sublimation nut	Green		
M1706540B		B		1700	674	413	1647	594	322	1582	510	-	x	-	180	2/2	1	-	10	RAL 9011	Red		
M1706540BS		B		1700	674	413	1647	594	322	1582	510	-	x	-	180	2/2	1	-	10	Sublimation nut	Green		
M1706540E			E	1700	674	413	1647	594	322	1582	510	-	x	-	180	2/2	3	3	5	RAL 9011	Red		
M1706540ES			E	1700	674	413	1647	594	322	1582	510	-	x	-	180	2/2	3	3	5	Sublimation nut	Green		
M1901245B		B		1900	1220	463	1843	1130	373	1783	1028	-	x	-	325	2/2	1	-	20	RAL 9011	Red		
M1901245BS		B		1900	1220	463	1843	1130	373	1783	1028	-	x	-	325	2/2	1	-	20	Sublimation nut	Green		



**REMARKS:**

- \* back wall not sublimated
- \*\* the carpet is located on the back wall, side walls and at the bottom
- \*\*\* art. No. M1901245 - fixed metal shelves at the bottom of the safe

**REMARKS CONCERNING THE SAFE ANCHORING TO THE BACK WALL:**  
The whole back wall is lined with the carpet - in order to anchor the safe to the wall, the carpet has to be notched or debonded

! All information concerning weight, color and dimensions are noncommittal and subject to errors and changes. Minor deviations are conditional on the production process. Technical changes, modifications and printing errors reserved. Safes may be top-heavy, during commissioning, please exercise appropriate caution in accordance with the installation guide. Pictograms are not technical description of the product.